

*Authority Budget of:*

**ADOPTED COPY**

*Gloucester Township Municipal Utilities Authority*

State Filing Year

2018

**APPROVED COPY**

*For the Period:*

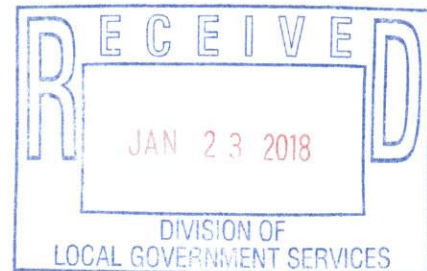
*March 1, 2018*

*to*

*February 28, 2019*

[www.gtmua.com](http://www.gtmua.com)

Authority Web Address



**Department Of**



**Community  
Affairs**

LOCAL GOVT SERVICES

2017 DEC 26 P 1:32

RECEIVED

*Division of Local Government Services*

# **2019 AUTHORITY BUDGET**

## **Certification Section**

2019

**GLOUCESTER TOWNSHIP MUNICIPAL UTILITIES AUTHORITY**

**AUTHORITY BUDGET**

**FISCAL YEAR: FROM MARCH 1, 2018 TO FEBRUARY 28, 2019**

**For Division Use Only**

**CERTIFICATION OF APPROVED BUDGET**

*It is hereby certified that the approved Budget made a part hereof complies with the requirements of law and the rules and regulations of the Local Finance Board, and approval is given pursuant to N.J.S.A. 40A:5A-11.*

*State of New Jersey  
Department of Community Affairs  
Director of the Division of Local Government Services*

By: Paul D. Cwert CPA, RMA Date: 1/8/2018

**CERTIFICATION OF ADOPTED BUDGET**

*It is hereby certified that the adopted Budget made a part hereof has been compared with the approved Budget previously certified by the Division, and any amendments made thereto. This adopted Budget is certified with respect to such amendments and comparisons only.*

*State of New Jersey  
Department of Community Affairs  
Director of the Division of Local Government Services*

By: Paul D. Cwert CPA, RMA Date: 1/29/2018

# 2019 PREPARER'S CERTIFICATION

## GLOUCESTER TOWNSHIP MUNICIPAL UTILITIES AUTHORITY

### AUTHORITY BUDGET

**FISCAL YEAR:** FROM: MARCH 1, 2018 TO: FEBRUARY 28, 2019

It is hereby certified that the Authority Budget, including both the Annual Budget and the Capital Budget/Program annexed hereto, represents the members of the governing body's resolve with respect to statute in that: all estimates of revenue are reasonable, accurate and correctly stated; all items of appropriation are properly set forth; and in itemization, form and content, the budget will permit the exercise of the comptroller function within the Authority.

It is further certified that all proposed budgeted amounts and totals are correct. Also, I hereby provide reasonable assurance that all assertions contained herein are accurate and all required schedules are completed and attached.

Preparer's Signature:	<i>Marlene Hrynio</i>		
Name:	Marlene Hrynio		
Title:	Administrative Secretary		
Address:	401 W. Landing Road, P.O. Box 216 Glendora, New Jersey 08029-0216		
Phone Number:	(856) 227-8666	Fax Number:	(856) 227-5668
E-mail address	mhrynio@gtmua.com		


# 2019 APPROVAL CERTIFICATION

## GLOUCESTER TOWNSHIP MUNICIPAL UTILITIES AUTHORITY AUTHORITY BUDGET

**FISCAL YEAR: FROM: MARCH 1, 2018 TO: FEBRUARY 28, 2019**

It is hereby certified that the Authority Budget, including all schedules appended hereto, are a true copy of the Annual Budget and Capital Budget/Program approved by resolution by the governing body of the Gloucester Township Municipal Utilities Authority, at an open public meeting held pursuant to N.J.A.C. 5:31-2.3, on the 21st day of December, 2017.

It is further certified that the recorded vote appearing in the resolution represents not less than a majority of the full membership of the governing body thereof.

Officer's Signature:			
Name:	Marlene Hrynio		
Title:	Administrative Secretary		
Address:	401 W. Landing Road, P.O. Box 216 Glendora, New Jersey 08029-0216		
Phone Number:	(856) 227-8666	Fax Number:	(856) 227-5668
E-mail address	mhrynio@gtmua.com		

# INTERNET WEBSITE CERTIFICATION

Authority's Web Address:

Gloucester Township Municipal Utilities Authority

All authorities shall maintain either an Internet website or a webpage on the municipality's or county's Internet website. The purpose of the website or webpage shall be to provide increased public access to the authority's operations and activities. N.J.S.A. 40A:5A-17.1 requires the following items to be included on the Authority's website at a minimum for public disclosure. Check the boxes below to certify the Authority's compliance with N.J.S.A. 40A:5A-17.1.

- ☒ A description of the Authority's mission and responsibilities
- ☒ Commencing with 2013, the budgets for the current fiscal year and immediately preceding two prior years
- ☒ The most recent Comprehensive Annual Financial Report (Unaudited) or similar financial information
- ☒ Commencing with 2012, the annual audits of the most recent fiscal year and immediately two prior years
- ☒ The Authority's rules, regulations and official policy statements deemed relevant by the governing body of the authority to the interests of the residents within the authority's service area or jurisdiction
- ☒ Notice posted pursuant to the "Open Public Meetings Act" for each meeting of the Authority, setting forth the time, date, location and agenda of each meeting
- ☒ Beginning January 1, 2013, the approved minutes of each meeting of the Authority including all resolutions of the board and their committees; for at least three consecutive fiscal years
- ☒ The name, mailing address, electronic mail address and phone number of every person who exercises day-to-day supervision or management over some or all of the operations of the Authority
- ☒ A list of attorneys, advisors, consultants and any other person, firm, business, partnership, corporation or other organization which received any remuneration of \$17,500 or more during the preceding fiscal year for any service whatsoever rendered to the Authority.

It is hereby certified by the below authorized representative of the Authority that the Authority's website or webpage as identified above complies with the minimum statutory requirements of N.J.S.A. 40A:5A-17.1 as listed above. A check in each of the above boxes signifies compliance.


Name of Officer Certifying compliance

Raymond J. Carr III

Title of Officer Certifying compliance

Executive Director

Signature



# 2019 AUTHORITY BUDGET RESOLUTION

## GLOUCESTER TOWNSHIP MUNICIPAL UTILITIES AUTHORITY

**FISCAL YEAR: FROM: March 1, 2018 TO: February 28, 2019**

WHEREAS, the Annual Budget and Capital Budget for the Gloucester Township Municipal Utilities Authority for the fiscal year beginning, March 1, 2018 and ending, February 28, 2019 has been presented before the governing body of the Gloucester Township Municipal Utilities Authority at its open public meeting of December 21, 2017; and

WHEREAS, the Annual Budget as introduced reflects Total Revenues of \$7,050,444.00, Total Appropriations, including any Accumulated Deficit if any, of \$7,290,444.00 and Total Unrestricted Net Position utilized of 240,000.00; and

WHEREAS, the Capital Budget as introduced reflects Total Capital Appropriations of \$2,230,000.00; Total Unrestricted Net Position planned to be utilized as funding thereof, of \$1,685,000.00; and funding from a Township of Gloucester contribution totaling \$545,000.00 and


WHEREAS, the schedule of rates, fees and other charges in effect will produce sufficient revenues, together with all other anticipated revenues to satisfy all obligations to the holders of bonds of the Authority, to meet operating expenses, capital outlays, debt service requirements, and to provide for such reserves, all as may be required by law, regulation or terms of contracts and agreements; and

WHEREAS, the Capital Budget/Program, pursuant to N.J.A.C. 5:31-2, does not confer any authorization to raise or expend funds; rather it is a document to be used as part of the said Authority's planning and management objectives. Specific authorization to expend funds for the purposes described in this section of the budget, must be granted elsewhere; by bond resolution, by a project financing agreement, by resolution appropriating funds from the Renewal and Replacement Reserve or other means provided by law.

NOW, THEREFORE BE IT RESOLVED, by the governing body of the Gloucester Township Municipal Utilities Authority, at an open public meeting held on December 21, 2017 that the Annual Budget, including all related schedules, and the Capital Budget/Program of the Gloucester Township Municipal Utilities Authority for the fiscal year beginning, March 1, 2018 and ending, February 28, 2019 is hereby approved; and

BE IT FURTHER RESOLVED, that the anticipated revenues as reflected in the Annual Budget are of sufficient amount to meet all proposed expenditures/expenses and all covenants, terms and provisions as stipulated in the said Authority's outstanding debt obligations, capital lease arrangements, service contracts, and other pledged agreements; and

BE IT FURTHER RESOLVED, that the governing body of the Gloucester Township Municipal Utilities Authority will consider the Annual Budget and Capital Budget/Program for adoption on January 18, 2018.

  
(Secretary's Signature)

12-21-17  
(Date)

Governing Body  
Member:

Recorded Vote

Aye

Nay

Abstain

Absent

Richard P. Calabrese  
Frank Simiriglia  
Dora Guevara  
Joseph Pillo  
Glen Bianchini

X  
X  
X  
X  
X


# 2019 ADOPTION CERTIFICATION

## GLOUCESTER TOWNSHIP MUNICIPAL UTILITIES AUTHORITY

### AUTHORITY BUDGET

**FISCAL YEAR:**    **FROM:**    March 1, 2018    **TO:**    February 28, 2019

It is hereby certified that the Authority Budget and Capital Budget/Program annexed hereto is a true copy of the Budget adopted by the governing body of the Gloucester Township Municipal Utilities Authority, pursuant to N.J.A.C. 5:31-2.3, on the 18th day of, January, 2018.

Officer's Signature:			
Name:	Marlene Hrynio		
Title:	Administrative Secretary		
Address:	401 W. Landing Road, P.O. Box 216 Glendora, New Jersey 08029-0216		
Phone Number:	(856) 227-8666	Fax Number:	(856) 227-5668
E-mail address	mhrynio@gtmua.com		

# 2019 ADOPTED BUDGET RESOLUTION

## GLOUCESTER TOWNSHIP MUNICIPAL UTILITIES AUTHORITY

**FISCAL YEAR:**    **FROM:**    March 1, 2018    **TO:**    February 28, 2019

WHEREAS, the Annual Budget and Capital Budget/Program for the Gloucester Township Municipal Utilities Authority for the fiscal year beginning March 1, 2018 and ending, February 28, 2019 has been presented for adoption before the governing body of the Gloucester Township Municipal Utilities Authority at its open public meeting of January 18, 2018; and

WHEREAS, the Annual Budget and Capital Budget as presented for adoption reflects each item of revenue and appropriation in the same amount and title as set forth in the introduced and approved budget, including all amendments thereto, if any, which have been approved by the Director of the Division of Local Government Services; and

WHEREAS, the Annual Budget as presented for adoption reflects Total Revenues of \$7,050,444.00, Total Appropriations, including any Accumulated Deficit, if any, of \$7,290,444.00 and Total Unrestricted Net Position utilized of \$240,000.00; and

WHEREAS, the Capital Budget as presented for adoption reflects Total Capital Appropriations of \$2,230,000.00; Total Unrestricted Net Position planned to be utilized of \$1,685,000.00; and funding from a Township of Gloucester contribution totaling \$545,000.00 and

NOW, THEREFORE BE IT RESOLVED, by the governing body of Gloucester Township Municipal Utilities Authority, at an open public meeting held on January 18, 2018 that the Annual Budget and Capital Budget/Program of the Gloucester Township Municipal Utilities Authority for the fiscal year beginning, March 1, 2018 and, ending, February 28, 2019 is hereby adopted and shall constitute appropriations for the purposes stated; and

BE IT FURTHER RESOLVED, that the Annual Budget and Capital Budget/Program as presented for adoption reflects each item of revenue and appropriation in the same amount and title as set forth in the introduced and approved budget, including all amendments thereto, if any, which have been approved by the Director of the Division of Local Government Services.

  
(Secretary's Signature)

1-18-2018  
(Date)

Governing Body Member:	Recorded Vote Aye	Nay	Abstain	Absent
Richard P. Calabrese				X
Frank Simiriglia	X			
Dora Guevara	X			
Joseph Pillo	X			
Glen Bianchini	X			
Dot Bradley	X			

**2019 AUTHORITY BUDGET**

**Narrative and Information Section**

# 2019 AUTHORITY BUDGET MESSAGE & ANALYSIS

## GLOUCESTER TOWNSHIP MUNICIPAL UTILITIES AUTHORITY

### AUTHORITY BUDGET

**FISCAL YEAR:** FROM: March 1, 2018 TO: February 28, 2019

*Answer all questions below. Attach additional pages and schedules as needed.*

1. Complete a brief statement on the 2018-2019 proposed Annual Budget and make comparison to the 2017-2018 adopted budget for each operation. Explain any variances over +/-10% (**As shown on budget page F-4 explain the reason for changes for each appropriation changing more than 10%**) for each line item by operation. Explanations of variances should include a description of the reason for the increase/decrease in the budgeted line item, not just an indication of the amount and percent of the change. Attach any supporting documentation that will help to explain the reason for the increase/decrease in the budgeted line item. For example, if anticipated service charges have increased 15% due to an increase in rates, provide a copy of the resolution authorizing the rate increase.

The total sewer budget variance is (\$553,709.00) or -10.0%. The main reason for the decrease is the Authority's 1993 bonds had its final maturity in the FY 2018 budget. As a result, debt service principal and interest appropriations were decreased significantly, principal by -50% and interest by -29%. The only other sewer individual appropriation with a change of more than 10% was Repairs/Maintenance/System Expenses. The reason for the 38.7% increase was the Authority management moved annual expenses out of its capital budget and into operating for major system expenses. The total solid waste budget variance is \$43,850.00.00 or 2.1% with no individual revenue accounts exceeding a 10% change. One solid waste line item of operations had a variance in excess of 10%. Vehicle Expenses had a variance of 25.8% as a result of an increase in gasoline and tire purchasing. The Municipal/County Appropriation decreased by \$20,000.00, which was less than 10%.

2. Complete a brief statement on the impact the proposed Annual Budget will have on Anticipated Revenues, especially service charges and on the general purpose/component unit financial statements. Explain significant increases or decreases, if any. An increase or decrease is considered significant if it is over +/-10% (**As shown on budget page F-2 explain reason for change for each revenue changing more than 10%**) from the current year adopted budget.

The budget will have no increase on the revenue realized but because of the significant drop in debt service appropriations (Principal & Interest), the amount needed from rents to balance the budget was decreased by 15%. The Authority is utilizing the unanticipated rent revenue that will be realized to support its capital budget program. Connection fee revenue was decreased by \$30,000.00 or -13% because the Township is approaching buildout and the Authority does not want to rely on these fees to support its operations.

3. Describe the state of the local/regional economy and how it may impact the proposed Annual Budget, including the planned Capital Budget/Program.

The local/regional economy is stable and has no real impact on the annual budget.

4. Describe the reasons for utilizing Unrestricted Net Position in the proposed Annual Budget, i.e. rate stabilization, debt service reduction, to balance the budget, etc. If the Authority's budget anticipates a use of Unrestricted Net Position, this question must be answered.

Unrestricted net position was only used to offset the Municipal/County Appropriation as required.

5. Identify any sources of funds transferred to the County/Municipality as a budget subsidy or a shared service and explain the reason for the transfer (i.e.: to balance the County/Municipality budget, etc.).

As stated in #4, funds will be transferred to the Township of Gloucester after the budget is adopted as a budget subsidy to offset a potential tax rate increase.

6. The proposed budget must not reflect an anticipated deficit from 2018-2019 operations. If there exists an accumulated deficit from prior years' budgets (and funding is included in the proposed budget as a result of a prior deficit) explain the funding plan to eliminate said deficit (N.J.S.A. 40A:5A-12). If the Authority has a net deficit reported in its most recent audit, it must provide a deficit reduction plan in response to this question. **(Prepare a response to deficits caused by the implementation of GASB 68)**

The Authority's implementation of GASB Statement 68 required the recording of the Authority's portion of its unfunded pension liability. As a result, the Authority's unrestricted net position ended the fiscal year (Audited) in a deficit. If the liability was not recorded, the Authority's unrestricted net position would not be a deficit. The Authority will continue to pay its annual contractually required contribution to the Division of Pensions which contains an amount to fund its unfunded accrued liability and monitor the investments held by the State Division of Pensions in hopes that the liability will decrease and eliminate the deficit. If or when the Authority is informed that it must pay its unfunded pension liability, it will then address how the liability will be funded and the impact it will have on its rates. It would best serve the Authority and its rate payers, if the deficit was eliminated over a five to ten-year span.

7. Attach a schedule of the Authority's existing rate structure (connection fees, parking fees, service charges, etc.) **if it has been changed since the prior year budget submission** and a schedule of the proposed rate structure for the upcoming fiscal year. Explain any proposed changes in the rate structure and attach the resolution approving the change in the rate structure, if applicable.

Sewer Service Rate - \$46.00/quarter, \$184.00 per year (Per EDU) - no change from Prior Budget Submission

Connection Fee - \$1,600.00 – No change from budget submission

Solid Waste – No change from Prior Budget Submission

# AUTHORITY CONTACT INFORMATION

## 2018

Please complete the following information regarding this Authority. All information requested below must be completed.

<b>Name of Authority:</b>	Gloucester Township Municipal Utilities Authority		
<b>Federal ID Number:</b>	21-0743387		
<b>Address:</b>	401 W. Landing Road, P.O. Box 216		
<b>City, State, Zip:</b>	Glendora, New Jersey 08029		
<b>Phone: (ext.)</b>	(856) 227-8666	<b>Fax:</b>	(856) 227-5668

<b>Preparer's Name:</b>	Marlene Hrynio		
<b>Preparer's Address:</b>	401 W. Landing Road, P.O. Box 216		
<b>City, State, Zip:</b>	Glendora, New Jersey 08029		
<b>Phone: (ext.)</b>	(856) 227-8666	<b>Fax:</b>	(856) 227-5668
<b>E-mail:</b>	mhrynio@gtmua.com		

<b>Chief Executive Officer:</b>	Raymond J. Carr III		
<b>Phone: (ext.)</b>	(856) 227-8666	<b>Fax:</b>	(856) 227-5668
<b>E-mail:</b>	rcarr@gtmua.com		

<b>Chief Financial Officer:</b>	Marlene Hrynio		
<b>Phone: (ext.)</b>	(856) 227-8666	<b>Fax:</b>	(856) 227-5668
<b>E-mail:</b>	mhrynio@gtmua.com		

<b>Name of Auditor:</b>	Kirk N. Applegate		
<b>Name of Firm:</b>	Bowman & Company LLP		
<b>Address:</b>	601 White Horse Road		
<b>City, State, Zip:</b>	Voorhees, New Jersey 08043		
<b>Phone: (ext.)</b>	(856) 435-6200	<b>Fax:</b>	(856) 435-0440
<b>E-mail:</b>	kapplegate@bowmanllp.com		

# AUTHORITY INFORMATIONAL QUESTIONNAIRE

## GLOUCESTER TOWNSHIP MUNICIPAL UTILITIES AUTHORITY

FISCAL YEAR: FROM: March 1, 2018 TO: February 28, 2019

Answer all questions below completely and attach additional information as required.

- 1) Provide the number of individuals employed in (Use **Most Recent W-3 Available 2016 or 2017**) as reported on the Authority's Form W-3, Transmittal of Wage and Tax Statements: 55
- 2) Provide the amount of total salaries and wages as reported on the Authority's Form W-3, (Use **Most Recent W-3 Available 2016 or 2017**) Transmittal of Wage and Tax Statements: \$2,048,915.61
- 3) Provide the number of regular voting members of the governing body: 5
- 4) Provide the number of alternate voting members of the governing body: 2
- 5) Did any person listed on Page N-4 have a family or business relationship with any other person listed on Page N-4 during the current fiscal year? No *If "yes," attach a description of the relationship including the names of the individuals involved and their positions at the Authority.*
- 6) Did all individuals that were required to file a Financial Disclosure Statement for the current fiscal year (**Most Recent Filing that March 31, 2017 or 2018 deadline has passed 2017 or 2018**) because of their relationship with the Authority file the form as required? (Checked to see if individuals actually filed at <http://www.state.nj.us/dca/divisions/dlgs/resources/fds.html> before answering) Yes **If "no,"** provide a list of those individuals who failed to file a Financial Disclosure Statement and an explanation as to the reason for their failure to file.
- 7) Does the Authority have any amounts receivable from current or former commissioners, officers, key employees or highest compensated employees? No *If "yes," attach a list of those individuals, their position, the amount receivable, and a description of the amount due to the Authority.*
- 8) Was the Authority a party to a business transaction with one of the following parties:
  - a. A current or former commissioner, officer, key employee, or highest compensated employee? No
  - b. A family member of a current or former commissioner, officer, key employee, or highest compensated employee? No
  - c. An entity of which a current or former commissioner, officer, key employee, or highest compensated employee (or family member thereof) was an officer or direct or indirect owner? No*If the answer to any of the above is "yes," attach a description of the transaction including the name of the commissioner, officer, key employee, or highest compensated employee (or family member thereof) of the Authority; the name of the entity and relationship to the individual or family member; the amount paid; and whether the transaction was subject to a competitive bid process.*
- 9) Did the Authority during the most recent fiscal year pay premiums, directly or indirectly, on a personal benefit contract? A personal benefit contract is generally any life insurance, annuity, or endowment contract that benefits, directly or indirectly, the transferor, a member of the transferor's family, or any other person designated by the transferor. No *If "yes," attach a description of the arrangement, the premiums paid, and indicate the beneficiary of the contract.*
- 10) Explain the Authority's process for determining compensation for all persons listed on Page N-4. Include whether the Authority's process includes any of the following: 1) review and approval by the commissioners or a committee thereof; 2) study or survey of compensation data for comparable positions in similarly sized entities; 3) annual or periodic performance evaluation; 4) independent compensation consultant; and/or 5) written employment contract. **Attach a narrative of your Authority's procedures for all employees.**

The Commissioners, listed on page N-4, are paid an amount determined by Township Council. The employees, listed on page N-4, are reviewed and approved by the Commissioners and the Authority's personnel committee. The personnel committee performs periodic evaluations. In addition, the yearly increases which are applied to Mr. Carr, Mr. Engelbert and Mrs. Hrynio were 2% of their prior salary.

- 11) Did the Authority pay for meals or catering during the current fiscal year? Yes *If "yes," attach a detailed list of all meals and/or catering invoices for the current fiscal year and provide an explanation for each expenditure listed.*

One occurrence, Employee Appreciation Meeting, Township Deli, \$1,337.50

- 12) Did the Authority pay for travel expenses for any employee or individual listed on Page N-4? No *If "yes," attach a detailed list of all travel expenses for the current fiscal year and provide an explanation for each expenditure listed.*
- 13) Did the Authority provide any of the following to or for a person listed on Page N-4 or any other employee of the Authority:
- a. First class or charter travel No
  - b. Travel for companions No
  - c. Tax indemnification and gross-up payments No
  - d. Discretionary spending account No
  - e. Housing allowance or residence for personal use No
  - f. Payments for business use of personal residence No
  - g. Vehicle/auto allowance or vehicle for personal use No
  - h. Health or social club dues or initiation fees No
  - i. Personal services (i.e.: maid, chauffeur, chef) No
- If the answer to any of the above is "yes," attach a description of the transaction including the name and position of the individual and the amount expended.*
- 14) Did the Authority follow a written policy regarding payment or reimbursement for expenses incurred by employees and/or commissioners during the course of Authority business and does that policy require substantiation of expenses through receipts or invoices prior to reimbursement? Yes *If "no," attach an explanation of the Authority's process for reimbursing employees and commissioners for expenses. (If your authority does not allow for reimbursements indicate that in answer)*
- 15) Did the Authority make any payments to current or former commissioners or employees for severance or termination? No *If "yes," attach explanation including amount paid.*
- 16) Did the Authority make any payments to current or former commissioners or employees that were contingent upon the performance of the Authority or that were considered discretionary bonuses? No *If "yes," attach explanation including amount paid.*
- 17) Did the Authority comply with its Continuing Disclosure Agreements for all debt issuances outstanding by submitting its audited annual financial statements, annual operating data, and notice of material events to the Municipal Securities Rulemaking Board's Electronic Municipal Marketplace Access (EMMA) as required? N/A – The Authority has no CDR requirements. *If "no," attach a description of the Authority's plan to ensure compliance with its Continuing Disclosure Agreements in the future.*
- 18) Did the Authority receive any notices from the Department of Environmental Protection or any other entity regarding maintenance or repairs required to the Authority's systems to bring them into compliance with current regulations and standards that it has not yet taken action to remediate? No *If "yes," attach explanation as to why the Authority has not yet undertaken the required maintenance or repairs and describe the Authority's plan to address the conditions identified.*
- 19) Did the Authority receive any notices of fines or assessments from the Department of Environmental Protection or any other entity due to noncompliance with current regulations (i.e.: sewer overflow, etc.)? No *If "yes," attach a description of the event or condition that resulted in the fine or assessment and indicate the amount of the fine or assessment.*

**AUTHORITY SCHEDULE OF COMMISSIONERS, OFFICERS, KEY EMPLOYEES,  
HIGHEST COMPENSATED EMPLOYEES AND INDEPENDENT CONTRACTORS**

**GLOUCESTER TOWNSHIP MUNICIPAL UTILITIES AUTHORITY**

**FISCAL YEAR:   FROM:   March 1, 2018   TO:   February 28, 2019**

*Complete the attached table for all persons required to be listed per #1-4 below.*

- 1) List all of the Authority's current commissioners and officers and amount of compensation from the Authority and any other public entities as defined below. Enter zero if no compensation was paid.
- 2) List all of the Authority's key employees and highest compensated employees other than a commissioner or officer as defined below and amount of compensation from the Authority and any other public entities.
- 3) List all of the Authority's former officers, key employees and highest compensated employees who received more than \$100,000 in reportable compensation from the Authority and any other public entities during the most recent fiscal year completed.
- 4) List all of the Authority's former commissioners who received more than \$10,000 in reportable compensation from the Authority and any other public entities during the most recent fiscal year completed.

**Commissioner:** A member of the governing body of the authority with voting rights. Include alternates for purposes of this schedule.

**Officer:** A person elected or appointed to manage the authority's daily operations at any time during the year, such as the chairperson, vice-chairperson, secretary, or treasurer. For the purposes of this schedule, treat the authority's top management official and top financial official as officers. A member of the governing body may be both a commissioner and an officer for the purposes of this schedule.

**Key employee:** An employee or independent contractor of the authority (other than a commissioner or officer) who meets both of the following criteria:

- a) The individual received reportable compensation from the authority and other public entities in excess of \$150,000 for the most recent fiscal year completed; and
- b) The individual has responsibilities or influence over the authority as a whole or has power to control or determine 10% or more of the authority's capital expenditures or operating budget.

**Highest compensated employee:** One of the five highest compensated employees or independent contractors of the authority other than current commissioners, officers, or key employees whose aggregate reportable compensation from the authority and other public entities is greater than \$100,000 for the most recent fiscal year completed.

**Compensation:** All forms of cash and non-cash payments or benefits provided in exchange for services, including salaries and wages, bonuses, severance payments, deferred payments, retirement benefits, fringe benefits, and other financial arrangements or transactions such as personal vehicles, meals, housing, personal and family education benefits, below-market loans, payment of personal or family travel, entertainment, and personal use of the Authority's property. Compensation includes payments and other benefits provided to both employees and independent contractors in exchange for services.

**Reportable compensation:** (Use the Most Recent W-2 available 2017 or 2018. The aggregate compensation that is reported (or is required to be reported) on Form W-2, box 1 or 5, whichever amount is greater, and/or Form 1099-MISC, box 7, for the most recent calendar year ended 60 days before the start of the proposed budget year. For example, for fiscal years ending December 31, 2018, the most recent W-2 and 1099 should be used 2017 or 2016 (60 days prior to start of budget year is November 1, 2017, with 2016 being the most recent calendar year ended), and for fiscal years ending June 30, 2018, the calendar year 2017 W-2 and 1099 should be used (60 days prior to start of budget year is May 1, 2017, with 2017 being the most recent calendar year ended).

**Other Public Entity:** Any municipality, county, local authority, fire district, or other government unit, regardless of whether it is related in any way to the Authority either by function or by physical location.

**Authority Schedule of Commissioners, Officers, Key Employees, Highest Compensated Employees and Independent Contractors (Continued)**

For the Period **March 1, 2018** to **February 28, 2019**  
**Gloucester Township Municipal Utilities Authority**

		Position (Can Check more than 1 Column for each person)		Reportable Compensation from Authority (W-2/ 1099)																	
Name	Title	Average Hours per Week Dedicated to Position	Commissioner Officer Key Employee Highest Compensated Employee Former	Base Salary/ Stipend		Other (auto allowance, expense account, payment in lieu of health benefits, etc.)	Estimated amount of other compensation from the Authority (health benefits, pension, etc.)	Total Compensation from Authority	Names of Other Public Entities where Individual is an Employee or Member of the Governing Body See note below		Positions held at Other Public Entities Listed in Column O	Average Hours per Week Dedicated to Positions at Other Public Entities Listed in Column O	Reportable Compensation from Other Public Entities (W-2/ 1099)	Estimated amount of other compensation from Other Public Entities (health benefits, pension, payment in lieu of health benefits, etc.)	Total Compensation All Public Entities						
1 Richard Calabrese	Chairman	12	x	\$	4,350	N/A	N/A	0	\$	4,350	NONE	NONE	NONE	0	0	\$	4,350				
2 Frank Simiriglia	Vice Chairman	6	x	\$	4,350	N/A	N/A	0	4,350	Gloucester Twp ZonIn	Boardmember	1	0	0	0	4,350					
3 Dora Guevara	Boardmember	6	x	\$	4,350	N/A	N/A	0	4,350	NONE	NONE	NONE	0	0	0	4,350					
4 Glen Bianchini	Boardmember	6	x	\$	4,350	N/A	N/A	0	4,350	NONE	NONE	NONE	0	0	0	4,350					
5 Joseph Pillo	Boardmember	6	x	\$	4,350	N/A	N/A	0	4,350	Camden County Plann	Boardmember	2	0	0	0	4,350					
6 Dorothy Bradley	Alt. Boardmember	6	x	\$	4,350	N/A	N/A	0	4,350	NONE	NONE	NONE	0	0	0	4,350					
7 Ken Garbowski	Alt. Boardmember	6	x	\$	4,350	N/A	N/A	0	4,350	NONE	NONE	NONE	0	0	0	4,350					
8 Raymond Carr	Executive Director	54		x	\$	108,012	N/A	N/A	0	108,012	NONE	NONE	NONE	0	0	108,012					
9 Marlene Hrynlo	Administrative Secretary	50		x	\$	78,874	N/A	N/A	0	78,874	NONE	NONE	NONE	0	0	78,874					
10 Glenn Englebert	Recycling Coordinator	50		x	\$	105,235	N/A	5,000	0	110,235	NONE	NONE	NONE	0	0	110,235					
11									0							0					
12									0							0					
13									0							0					
14									0							0					
15									0							0					
Total:					\$	322,570	\$	-	\$	5,000	\$	-	\$	327,570		\$	-	\$	-	\$	327,570

(1) Insert "None" in this column for each individual that does not hold a position with another Public Entity

# Schedule of Health Benefits - Detailed Cost Analysis

Gloucester Township Municipal Utilities Authority

For the Period

March 1, 2018

to

February 28, 2019

	# of Covered Members (Medical & Rx) Proposed Budget	Annual Cost Estimate per Employee Proposed Budget	Total Cost Estimate Proposed Budget	# of Covered Members (Medical & Rx) Current Year	Annual Cost per Employee Current Year	Total Prior year Year Cost	\$ Increase (Decrease)	% Increase (Decrease)
<b>Active Employees - Health Benefits - Annual Cost</b>								
Single Coverage	12	\$ 14,036	\$ 168,434	11	\$ 13,238	\$ 145,618	\$ 22,816	15.7%
Parent & Child	1	23,989	23,989	1	23,989	23,989	0	0.0%
Employee & Spouse (or Partner)	15	25,852	387,780	13	24,878	323,414	64,366	19.9%
Family	16	37,220	595,520	12	38,311	459,732	135,788	29.5%
Employee Cost Sharing Contribution (enter as negative - )			(45,950)			(80,825)	34,875	-43.1%
Subtotal	44		1,129,773	37		871,928	257,845	29.6%
<b>Commissioners - Health Benefits - Annual Cost</b>								
Single Coverage	0		-	0		-	-	#DIV/0!
Parent & Child	0		-	0		-	-	#DIV/0!
Employee & Spouse (or Partner)	0		-	0		-	-	#DIV/0!
Family	0		-	0		-	-	#DIV/0!
Employee Cost Sharing Contribution (enter as negative - )							-	#DIV/0!
Subtotal	0		-	0		-	-	#DIV/0!
<b>Retirees - Health Benefits - Annual Cost</b>								
Single Coverage	6	8,000	48,000	5	7,810	39,050	8,950	22.9%
Parent & Child			-			-	-	#DIV/0!
Employee & Spouse (or Partner)	10	17,400	174,000	11	17,298	190,278	(16,278)	-8.6%
Family			-			-	-	#DIV/0!
Employee Cost Sharing Contribution (enter as negative - )							-	#DIV/0!
Subtotal	16		222,000	16		229,328	(7,328)	-3.2%
<b>GRAND TOTAL</b>	<b>60</b>		<b>\$ 1,351,773</b>	<b>53</b>		<b>\$ 1,101,256</b>	<b>\$ 250,517</b>	<b>22.7%</b>

Is medical coverage provided by the SHBP (Yes or No)? (Place Answer in Box)

Yes

Yes or No

Is prescription drug coverage provided by the SHBP (Yes or No)? (Place Answer in Box)

Yes

Yes or No

**Note: Remember to Enter an amount in rows for Employee Cost Sharing**

# Schedule of Accumulated Liability for Compensated Absences

Gloucester Township Municipal Utilities Authority

For the Period

March 1, 2018

to

February 28, 2019

*Complete the below table for the Authority's accrued liability for compensated absences.*

*X Box if Authority has no Compensated Absences*

*Legal Basis for Benefit  
(check applicable items)*

Individuals Eligible for Benefit	Gross Days of Accumulated Compensated Absences at End of Last Issued Audit Report	Dollar Value of Accrued Compensated Absence Liability	Approved Labor Agreement	Resolution	Individual Employment Agreement
Atger	29.5	\$ 9,107	x		
Bailey	76	7,487	x		
Brunkel	5.75	791	x		
Calabrese, A.	35	4,284	x		
Calabrese, T	1.5	287	x		
Cargen	13	1,414			x
Carr	63.94	22,150			x
Cokos, J.	54.18	9,208		x	
Cook	8	1,041	x		
DeLeonardis	24	6,104	x		
Devlin	23.5	2,876	x		
Engelbert	84.03	25,557			x
Fitzpatrick	2.5	314	x		x
Gervasi	12.71	1,406		x	
<b>Total liability for accumulated compensated absences at beginning of current year</b>		<b>\$ 92,027</b>			

The total Amount Should agree to most recently issued audit report for the Authority

# Schedule of Accumulated Liability for Compensated Absences

Gloucester Township Municipal Utilities Authority

For the Period

March 1, 2018

to

February 28, 2019

*Complete the below table for the Authority's accrued liability for compensated absences.*

*X Box if Authority has no Compensated Absences*

*Legal Basis for Benefit  
(check applicable items)*

Individuals Eligible for Benefit	Gross Days of Accumulated Compensated Absences at End of Last Issued Audit Report	Dollar Value of Accrued Compensated Absence Liability	Approved Labor Agreement	Resolution	Individual Employment Agreement
Giunta, Jr.	5.5	\$ 651	x		
Gore	30	6,973	x		
Harvey	47.5	9,006	x		
Heran	4	557	x		
Hrynio	13.15	3,914		x	
Lynch	6.5	702	x		
Manna	1.5	231	x		
Mauz	3	373	x		
Mawson, C.	7.5	2,099	x		
Mickle	30.5	7,848	x		
Monaco	4	566	x		
Murray	9	1,102	x		
Nicolary	6	910	x		
Pasquini	2.5	288		x	
Total liability for accumulated compensated absences at beginning of current year		\$ 35,219			

The total Amount Should agree to most recently issued audit report for the Authority

# Schedule of Accumulated Liability for Compensated Absences

**Gloucester Township Municipal Utilities Authority**

For the Period

March 1, 2018

to

February 28, 2019

*Complete the below table for the Authority's accrued liability for compensated absences.*

*X Box if Authority has no Compensated Absences*

*Legal Basis for Benefit  
(check applicable items)*

Individuals Eligible for Benefit	Gross Days of Accumulated Compensated Absences at End of Last Issued Audit Report	Dollar Value of Accrued Compensated Absence Liability	Approved Labor Agreement	Resolution	Individual Employment Agreement
Passaro	7.5	1,382	x		
Pierson	0	-	x		
Pitcher	30	7,924	x		
Porter	3.88	846		x	
Riley	-1	(210)	x		
Rockwell	9.25	1,095	x		
Samuel	4	416	x		
Sciaccia	10	1,134	x		
Smith	21	3,162	x		
Smith	5	520	x		
Stiles	12.75	1,561	x		
Whitney	-2	(320)	x		
Wiggins	0.21	28		x	
Total liability for accumulated compensated absences at beginning of current year			\$ 17,537		

The total Amount Should agree to most recently issued audit report for the Authority

## Schedule of Shared Service Agreements

Gloucester Township Municipal Utilities Authority  
 For the Period March 1, 2018 to February 28, 2019

*Enter the shared service agreements that the Authority currently engages in and identify the amount that is received/paid for those services.*

Name of Entity Providing Service	Name of Entity Receiving Service	Type of Shared Service Provided	Comments (Enter more specifics if needed)	Agreement Effective Date	Agreement End Date	Amount to be Received by/ Paid from Authority
Camden County	Gloucester Twp. MUA	Co-op purchasing - supplies & equipment		3/1/2008	Open	\$ 5,000
Gloucester Twp MUA	Camden County	Snow Plowing		12/15/2015	12/15/2020	\$ 14,360
Gloucester Township MUA	Gloucester Township	Certified Public Works Manager		1/1/2018	12/31/2018	\$ 12,000
Gloucester Twp MUA	Gloucester Township	Recycling, Grass & Composting	See Solid Waste Budget	5/1/1991	Open	See SW Budget
Gloucester Twp MUA	Gloucester Township	Emergency Repairs	MUA awards bid for MUA & Township	7/1/2017	7/1/2018	\$ -

If No Shared Services X this Box

☐

# **2019 AUTHORITY BUDGET**

## **Financial Schedules Section**

# SUMMARY

Gloucester Township Municipal Utilities Authority  
For the Period March 1, 2018 to February 28, 2019

	<b>FY 2019 Proposed Budget</b>							<b>FY 2018 Adopted Budget</b>	<b>\$ Increase (Decrease) Proposed vs. Adopted</b>	<b>% Increase (Decrease) Proposed vs. Adopted</b>
	<b>Sewer</b>	<b>Solid Waste</b>	<b>N/A</b>	<b>N/A</b>	<b>N/A</b>	<b>N/A</b>	<b>Total All Operations</b>	<b>Total All Operations</b>	<b>All Operations</b>	<b>All Operations</b>
<b>REVENUES</b>										
Total Operating Revenues	\$ 4,784,734	\$ 2,075,210	\$ -	\$ -	\$ -	\$ -	\$ 6,859,944	\$ 7,369,803	\$ (509,859)	-6.9%
Total Non-Operating Revenues	190,500	-	-	-	-	-	190,500	190,500	-	0.0%
Total Anticipated Revenues	4,975,234	2,075,210	-	-	-	-	7,050,444	7,560,303	(509,859)	-6.7%
<b>APPROPRIATIONS</b>										
Total Administration	1,256,650	371,932	-	-	-	-	1,628,582	1,584,748	43,834	2.8%
Total Cost of Providing Services	2,938,450	1,619,558	-	-	-	-	4,558,008	4,328,398	229,610	5.3%
Total Principal Payments on Debt Service in Lieu of Depreciation	656,947	64,680	-	-	-	-	721,627	1,446,079	(724,452)	-50.1%
Total Operating Appropriations	4,852,047	2,056,170	-	-	-	-	6,908,217	7,359,225	(451,008)	-6.1%
Total Interest Payments on Debt	123,187	19,040	-	-	-	-	142,227	201,078	(58,851)	-29.3%
Total Other Non-Operating Appropriations	240,000	-	-	-	-	-	240,000	260,000	(20,000)	-7.7%
Total Non-Operating Appropriations	363,187	19,040	-	-	-	-	382,227	461,078	(78,851)	-17.1%
Accumulated Deficit	-	-	-	-	-	-	-	-	-	#DIV/0!
Total Appropriations and Accumulated Deficit	5,215,234	2,075,210	-	-	-	-	7,290,444	7,820,303	(529,859)	-6.8%
Less: Total Unrestricted Net Position Utilized	240,000	-	-	-	-	-	240,000	260,000	(20,000)	-7.7%
Net Total Appropriations	4,975,234	2,075,210	-	-	-	-	7,050,444	7,560,303	(509,859)	-6.7%
<b>ANTICIPATED SURPLUS (DEFICIT)</b>	<b>\$ -</b>	<b>\$ -</b>	<b>\$ -</b>	<b>\$ -</b>	<b>\$ -</b>	<b>\$ -</b>	<b>\$ -</b>	<b>\$ (0)</b>	<b>\$ 0</b>	<b>-100.0%</b>

## 2.

2

1

1

# Prior Year Adopted Revenue Schedule

## Gloucester Township Municipal Utilities Authority

FY 2018 Adopted Budget							Total All
	Sewer	Solid Waste	N/A	N/A	N/A	N/A	Operations
<b>OPERATING REVENUES</b>							
<i>Service Charges</i>							
Residential	4,718,443						\$ 4,718,443
Business/Commercial	390,000						390,000
Industrial							-
Intergovernmental		1,716,360					1,716,360
Other		315,000					315,000
Total Service Charges	5,108,443	2,031,360	-	-	-	-	7,139,803
<i>Connection Fees</i>							
Residential	100,000						100,000
Business/Commercial	130,000						130,000
Industrial							-
Intergovernmental							-
Other							-
Total Connection Fees	230,000	-	-	-	-	-	230,000
<i>Parking Fees</i>							
Meters							-
Permits							-
Fines/Penalties							-
Other							-
Total Parking Fees	-	-	-	-	-	-	-
<i>Other Operating Revenues (List)</i>							
Type in (Grant, Other Rev)							-
Type in (Grant, Other Rev)							-
Type in (Grant, Other Rev)							-
Type in (Grant, Other Rev)							-
Type in (Grant, Other Rev)							-
Type in (Grant, Other Rev)							-
Type in (Grant, Other Rev)							-
Type in (Grant, Other Rev)							-
Type in (Grant, Other Rev)							-
Type in (Grant, Other Rev)							-
Type in (Grant, Other Rev)							-
Total Other Revenue	-	-	-	-	-	-	-
Total Operating Revenues	5,338,443	2,031,360	-	-	-	-	7,369,803
<b>NON-OPERATING REVENUES</b>							
<i>Other Non-Operating Revenues (List)</i>							
Antennae Rents	50,000						50,000
Searches	8,000						8,000
Inspection Fees	12,000						12,000
Interest on Delinquent Accounts	103,500						103,500
Type in							-
Type in							-
Other Non-Operating Revenues	173,500	-	-	-	-	-	173,500
<i>Interest on Investments &amp; Deposits</i>							
Interest Earned	6,000						6,000
Penalties	11,000						11,000
Other							-
Total Interest	17,000	-	-	-	-	-	17,000
Total Non-Operating Revenues	190,500	-	-	-	-	-	190,500
<b>TOTAL ANTICIPATED REVENUES</b>	<b>\$ 5,528,943</b>	<b>\$ 2,031,360</b>	<b>\$ -</b>	<b>\$ -</b>	<b>\$ -</b>	<b>\$ -</b>	<b>\$ 7,560,303</b>

11

100

February 28, 2019

\* Miscellaneous line items may not exceed 5% of total operating appropriations shown below. If amount in miscellaneous is greater than the amount shown below, then the line item must be itemized above.

F-4

# Prior Year Adopted Appropriations Schedule

## Gloucester Township Municipal Utilities Authority

### FY 2018 Adopted Budget

	Sewer	Solid Waste	N/A	N/A	N/A	N/A	Total All Operations
<b>OPERATING APPROPRIATIONS</b>							
<i>Administration - Personnel</i>							
Salary & Wages	\$ 460,050	\$ 162,500					\$ 622,550
Fringe Benefits	394,150	91,082					485,232
Total Administration - Personnel	854,200	253,582	-	-	-	-	1,107,782
<i>Administration - Other (List)</i>							
Prof. Fees-Eng., Solic., Audit, Bd. Couns., Trust	207,700	20,500					228,200
Equip. & Maintenance Contracts	43,850	28,000					71,850
Postage, Stationary & Office Expenses	43,300	23,500					66,800
Insurance	19,465	35,151					54,616
Miscellaneous Administration*	55,500						55,500
Total Administration - Other	369,815	107,151	-	-	-	-	476,966
Total Administration	1,224,015	360,733	-	-	-	-	1,584,748
<i>Cost of Providing Services - Personnel</i>							
Salary & Wages	1,045,800	781,050					1,826,850
Fringe Benefits	767,650	444,693					1,212,343
Total COPS - Personnel	1,813,450	1,225,743	-	-	-	-	3,039,193
<i>Cost of Providing Services - Other (List)</i>							
Utilities-Elec./Gas/Telephone	331,500	11,683					343,183
Repairs/Maintenance/System Expenses	261,000	90,200					351,200
Vehicle Expenses	122,050	150,207					272,257
Insurance	105,721	35,151					140,872
Miscellaneous COPS*	111,200	70,493					181,693
Total COPS - Other	931,471	357,734	-	-	-	-	1,289,205
Total Cost of Providing Services	2,744,921	1,583,477	-	-	-	-	4,328,398
Total Principal Payments on Debt Service in Lieu of Depreciation	1,383,145	62,934	-	-	-	-	1,446,079
Total Operating Appropriations	5,352,081	2,007,144	-	-	-	-	7,359,225
<b>NON-OPERATING APPROPRIATIONS</b>							
Total Interest Payments on Debt	176,862	24,216	-	-	-	-	201,078
Operations & Maintenance Reserve							-
Renewal & Replacement Reserve							-
Municipality/County Appropriation	260,000						260,000
Other Reserves							-
Total Non-Operating Appropriations	436,862	24,216	-	-	-	-	461,078
<b>TOTAL APPROPRIATIONS</b>	5,788,943	2,031,360	-	-	-	-	7,820,303
<b>ACCUMULATED DEFICIT</b>							-
<b>TOTAL APPROPRIATIONS &amp; ACCUMULATED DEFICIT</b>	5,788,943	2,031,360	-	-	-	-	7,820,303
<b>UNRESTRICTED NET POSITION UTILIZED</b>							
Municipality/County Appropriation	260,000	-	-	-	-	-	260,000
Other							-
Total Unrestricted Net Position Utilized	260,000	-	-	-	-	-	260,000
<b>TOTAL NET APPROPRIATIONS</b>	\$ 5,528,943	\$ 2,031,360	\$ -	\$ -	\$ -	\$ -	\$ 7,560,303

\* Miscellaneous line items may not exceed 5% of total operating appropriations shown below. If amount in miscellaneous is greater than the amount shown below, then the line item must be itemized above.

5% of Total Operating Appropriations \$ 267,604.05 \$ 100,357.21 \$ - \$ - \$ - \$ - \$ 367,961.26

# Debt Service Schedule - Principal

## Gloucester Township Municipal Utilities Authority

If Authority has no debt X this box

☐

Fiscal Year Ending In

	Adopted Budget Year 2018	Proposed Budget Year 2019	2020	2021	2022	2023	2024	Thereafter	Total Principal Outstanding
<b>Sewer</b>									
Bonds - Series 1993	\$ 750,000								\$ -
NJEIT 2001/2004	348,991	359,307	377,470	387,045	388,226	258,964	262,635	274,649	2,308,296
NJEIT 2008	125,485	128,972	126,308	129,431	131,727	133,912	135,986	739,972	1,526,308
NJEIT 2010/2017	158,669	168,668	168,669	173,669	178,669	178,669	178,669	1,569,467	2,616,480
Total Principal	1,383,145	656,947	672,447	690,145	698,622	571,545	577,290	2,584,088	6,451,084
<b>Solid Waste</b>									
NJEIT 2008	62,934	64,680	63,344	64,910	66,061	67,157	68,197	378,786	773,135
Type in Issue Name									-
Type in Issue Name									-
Type in Issue Name									-
Total Principal	62,934	64,680	63,344	64,910	66,061	67,157	68,197	378,786	773,135
<b>N/A</b>									
Type in Issue Name									-
Type in Issue Name									-
Type in Issue Name									-
Type in Issue Name									-
Total Principal	-	-	-	-	-	-	-	-	-
<b>N/A</b>									
Type in Issue Name									-
Type in Issue Name									-
Type in Issue Name									-
Type in Issue Name									-
Total Principal	-	-	-	-	-	-	-	-	-
<b>N/A</b>									
Type in Issue Name									-
Type in Issue Name									-
Type in Issue Name									-
Type in Issue Name									-
Total Principal	-	-	-	-	-	-	-	-	-
<b>N/A</b>									
Type in Issue Name									-
Type in Issue Name									-
Type in Issue Name									-
Type in Issue Name									-
Total Principal	-	-	-	-	-	-	-	-	-
<b>TOTAL PRINCIPAL ALL OPERATIONS</b>	<b>\$ 1,446,079</b>	<b>\$ 721,627</b>	<b>\$ 735,791</b>	<b>\$ 755,055</b>	<b>\$ 764,683</b>	<b>\$ 638,702</b>	<b>\$ 645,487</b>	<b>\$ 2,962,874</b>	<b>\$ 7,224,219</b>

Indicate the Authority's most recent bond rating and the year of the rating by ratings service.

	Moody's	Fitch	Standard & Poors
Bond Rating			
Year of Last Rating	No Available Ratings		

## Debt Service Schedule - Interest

Gloucester Township Municipal Utilities Authority

If Authority has no debt X this box

		<i>Fiscal Year Ending in</i>							Total Interest Payments Outstanding
Adopted Budget Year 2018		Proposed Budget Year 2019	2020	2021	2022	2023	2024	Thereafter	
<i>Sewer</i>									
Bonds - Series 1993	\$ 42,375								\$ -
NJEIT 2001/2004	68,008	58,507	48,382	37,738	26,826	17,557	10,513	3,610	203,133
NJEIT 2008	41,040	37,960	34,862	31,749	28,485	25,089	21,559	49,874	229,578
NJEIT 2010/2017	25,439	26,720	25,095	23,345	21,520	19,720	17,769	81,247	215,416
Total Interest Payments	176,862	123,187	108,339	92,832	76,831	62,366	49,841	134,731	648,127
<i>Solid Waste</i>									
NJEIT 2008	24,216	19,040	17,484	15,922	14,286	12,582	10,812	25,012	115,138
Type in Issue Name									-
Type in Issue Name									-
Type in Issue Name									-
Total Interest Payments	24,216	19,040	17,484	15,922	14,286	12,582	10,812	25,012	115,138
<i>N/A</i>									
Type in Issue Name									-
Type in Issue Name									-
Type in Issue Name									-
Type in Issue Name									-
Total Interest Payments	-	-	-	-	-	-	-	-	-
<i>N/A</i>									
Type in Issue Name									-
Type in Issue Name									-
Type in Issue Name									-
Type in Issue Name									-
Total Interest Payments	-	-	-	-	-	-	-	-	-
<i>N/A</i>									
Type in Issue Name									-
Type in Issue Name									-
Type in Issue Name									-
Type in Issue Name									-
Total Interest Payments	-	-	-	-	-	-	-	-	-
<i>N/A</i>									
Type in Issue Name									-
Type in Issue Name									-
Type in Issue Name									-
Type in Issue Name									-
Total Interest Payments	-	-	-	-	-	-	-	-	-
<i>N/A</i>									
Type in Issue Name									-
Type in Issue Name									-
Type in Issue Name									-
Type in Issue Name									-
Total Interest Payments	-	-	-	-	-	-	-	-	-
<b>TOTAL INTEREST ALL OPERATIONS</b>	<b>\$ 201,078</b>	<b>\$ 142,227</b>	<b>\$ 125,823</b>	<b>\$ 108,754</b>	<b>\$ 91,117</b>	<b>\$ 74,948</b>	<b>\$ 60,653</b>	<b>\$ 159,743</b>	<b>\$ 763,265</b>

# Net Position Reconciliation

## Gloucester Township Municipal Utilities Authority

For the Period

March 1, 2018

to

February 28, 2019

### FY 2019 Proposed Budget

	Sewer	Solid Waste	N/A	N/A	N/A	N/A	Total All Operations
<b>TOTAL NET POSITION BEGINNING OF LATEST AUDIT REPORT YEAR(1)</b>	\$ 37,983,786	\$ (209,196)					\$ 37,774,590
Less: Invested in Capital Assets, Net of Related Debt (1)	38,836,895	(209,196)					38,627,699
Less: Restricted for Debt Service Reserve (1)	925,458						925,458
Less: Other Restricted Net Position (1)	2,726,046						2,726,046
Total Unrestricted Net Position (1)	(4,504,613)	-	-	-	-	-	(4,504,613)
Less: Designated for Non-Operating Improvements & Repairs							-
Less: Designated for Rate Stabilization							-
Less: Other Designated by Resolution							-
Plus: Accrued Unfunded Pension Liability (1)	7,115,294						7,115,294
Plus: Accrued Unfunded Other Post-Employment Benefit Liability (1)	254,474						254,474
Plus: Estimated Income (Loss) on Current Year Operations (2)	350,000	5,000					355,000
Plus: Other Adjustments (attach schedule)							-
<b>UNRESTRICTED NET POSITION AVAILABLE FOR USE IN PROPOSED BUDGET</b>	3,215,154	5,000	-	-	-	-	3,220,154
Unrestricted Net Position Utilized to Balance Proposed Budget	-	-	-	-	-	-	-
Unrestricted Net Position Utilized in Proposed Capital Budget	1,685,000	-	-	-	-	-	1,685,000
Appropriation to Municipality/County (3)	240,000	-	-	-	-	-	240,000
Total Unrestricted Net Position Utilized in Proposed Budget	1,925,000	-	-	-	-	-	1,925,000
<b>PROJECTED UNRESTRICTED UNDESIGNATED NET POSITION AT END OF YEAR</b>							
Last issued Audit Report (4)	\$ 1,290,154	\$ 5,000	\$ -	\$ -	\$ -	\$ -	\$ 1,295,154

(1) Total of all operations for this line item must agree to audited financial statements.

(2) Include budgeted and unbudgeted use of unrestricted net position in the current year's operations.

(3) Amount may not exceed 5% of total operating appropriations. See calculation below.

Maximum Allowable Appropriation to Municipality/County \$ 242,602 \$ 102,809 \$ - \$ - \$ - \$ - \$ 345,411

(4) If Authority is projecting a deficit for any operation at the end of the budget period, the Authority must attach a statement explaining its plan to reduce the deficit, including the timeline for elimination of the deficit, if not already detailed in the budget narrative section.

2019

**GLOUCESTER TOWNSHIP MUNICIPAL  
UTILITIES AUTHORITY**

**AUTHORITY  
CAPITAL  
BUDGET/  
PROGRAM**

# 2019 CERTIFICATION OF AUTHORITY CAPITAL BUDGET/PROGRAM


## GLOUCESTER TOWNSHIP MUNICIPAL UTILITIES AUTHORITY

FISCAL YEAR: FROM: March 1, 2018 TO: February 28, 2019

☒ It is hereby certified that the Authority Capital Budget/Program annexed hereto is a true copy of the Capital Budget/Program approved, pursuant to N.J.A.C. 5:31-2.2, along with the Annual Budget, by the governing body of the Gloucester Township Municipal Utilities Authority, on the 21<sup>st</sup> day of December, 2017.

OR

☐ It is hereby certified that the governing body of the \_\_\_\_\_ Authority have elected **NOT** to adopt a Capital Budget /Program for the aforesaid fiscal year, pursuant to N.J.A.C. 5:31-2.2 for the following reason(s): \_\_\_\_\_

Officer's Signature:			
Name:	Marlene Hrynio		
Title:	Administrative Secretary		
Address:	401 W. Landing Road, P.O. Box 216 Glendora, New Jersey 08029-0216		
Phone Number:	(856) 227-8666	Fax Number:	(856) 227-5668
E-mail address	mhrynio@gtmua.com		

# **2019 CAPITAL BUDGET/PROGRAM MESSAGE**

## **Gloucester Township Municipal Utilities Authority**

**FISCAL YEAR:**    **FROM:**    March 1, 2018    **TO:**    February 28, 2019

1. Has each municipality or county affected by the actions of the authority participated in the development of the capital plan and reviewed or approved the plans or projects included within the Capital Budget/Program?

Yes

2. Has each capital project/project financing been developed from a specific capital improvement plan or report; does it include full lifecycle costs; and is it consistent with appropriate elements of Master Plans or other plans in the jurisdiction(s) served by the authority?

Yes

3. Has a long-term (10-20 years) infrastructure needs assessment or other capital plan with a horizon beyond six years been prepared?

Yes

4. Describe the projected impact of the proposed capital projects, including impact on the schedule of rates, fees, and service charges and the impact on current and future year's schedules.

The Authority will investigate other financing sources such as grants to fund its major capital projects. If other financing sources are not available, the Authority will consider borrowing the funds necessary to finance the projects and will evaluate the impact on the rates to determine if the projects will be implemented.

5. Please indicate which capital projects/project financings are being undertaken in the Metropolitan or Suburban Planning Areas as defined in the State Development and Redevelopment Plan.

N/A - None

6. Please indicate which capital projects/project financings are being undertaken within the boundary of a State Planning Commission-designated Center and/or Endorsed Plan and if the project was included in the Plan Implementation Agenda for that Center/Endorsed Plan.

N/A - None

# Proposed Capital Budget

Gloucester Township Municipal Utilities Authority

For the Period

March 1, 2018

to

February 28, 2019

## Funding Sources

	Estimated Total Cost	Unrestricted Net Position Utilized	Renewal & Replacement Reserve	Debt Authorization	Capital Grants	Other Sources
<b>Sewer</b>						
System Improvements	\$ 1,155,000	\$ 1,155,000				
Vehicles	175,000	175,000				
Major Improvements & Maintenance	80,000	80,000				
Equipment	275,000	275,000				
Total	1,685,000	1,685,000	-	-	-	-
<b>Solid Waste</b>						
Vehicles	525,000					\$ 525,000
Site Improvements	20,000					20,000
Equipment	-					
Totes	-					
Total	545,000	-	-	-	-	545,000
<b>N/A</b>						
Type in Description	-					
Type in Description	-					
Type in Description	-					
Type in Description	-					
Total	-	-	-	-	-	-
<b>N/A</b>						
Type in Description	-					
Type in Description	-					
Type in Description	-					
Type in Description	-					
Total	-	-	-	-	-	-
<b>N/A</b>						
Type in Description	-					
Type in Description	-					
Type in Description	-					
Type in Description	-					
Total	-	-	-	-	-	-
<b>N/A</b>						
Type in Description	-					
Type in Description	-					
Type in Description	-					
Type in Description	-					
Total	-	-	-	-	-	-
<b>N/A</b>						
Type in Description	-					
Type in Description	-					
Type in Description	-					
Type in Description	-					
Total	-	-	-	-	-	-
<b>TOTAL PROPOSED CAPITAL BUDGET</b>	<b>\$ 2,230,000</b>	<b>\$ 1,685,000</b>	<b>\$ -</b>	<b>\$ -</b>	<b>\$ -</b>	<b>\$ 545,000</b>

Enter brief description of up to four projects for each operation above. For operations with more than four budgeted projects, please attach additional schedules. Input total amount of all projects for the operation on single line and enter "See Attached Schedule" instead of project description.

# 5 Year Capital Improvement Plan

## Gloucester Township Municipal Utilities Authority

For the Period March 1, 2018 to February 28, 2019

Fiscal Year Beginning in

	Estimated Total Cost	Current Budget Year 2019	2020	2021	2022	2023	2024
<b>Sewer</b>							
System Improvements	\$ 10,030,000	\$ 1,155,000	\$ 1,675,000	\$ 1,925,000	\$ 1,925,000	\$ 1,675,000	\$ 1,675,000
Vehicles	425,000	175,000	50,000	50,000	50,000	50,000	50,000
Major Improvements & Maintenance	245,000	80,000	41,000	31,000	31,000	31,000	31,000
Equipment	1,775,000	275,000	300,000	300,000	300,000	300,000	300,000
Total	12,475,000	1,685,000	2,066,000	2,306,000	2,306,000	2,056,000	2,056,000
<b>Solid Waste</b>							
Vehicles	1,105,000	525,000	\$ 30,000	\$ 275,000		\$ 275,000	
Site Improvements	60,000	20,000		20,000		20,000	
Equipment	275,000	-			175,000		100,000
Totes	40,000	-	40,000				
Total	1,480,000	545,000	70,000	295,000	175,000	295,000	100,000
<b>N/A</b>							
Type in Description	-	-					
Type in Description	-	-					
Type in Description	-	-					
Type in Description	-	-					
Total	-	-	-	-	-	-	-
<b>N/A</b>							
Type in Description	-	-					
Type in Description	-	-					
Type in Description	-	-					
Type in Description	-	-					
Total	-	-	-	-	-	-	-
<b>N/A</b>							
Type in Description	-	-					
Type in Description	-	-					
Type in Description	-	-					
Type in Description	-	-					
Total	-	-	-	-	-	-	-
<b>N/A</b>							
Type in Description	-	-					
Type in Description	-	-					
Type in Description	-	-					
Type in Description	-	-					
Total	-	-	-	-	-	-	-
<b>TOTAL</b>	<b>\$ 13,955,000</b>	<b>\$ 2,230,000</b>	<b>\$ 2,136,000</b>	<b>\$ 2,601,000</b>	<b>\$ 2,481,000</b>	<b>\$ 2,351,000</b>	<b>\$ 2,156,000</b>

Project descriptions entered on Page CB-3 will carry forward to Pages CB-4 and CB-5. No need to re-enter project descriptions above.

# 5 Year Capital Improvement Plan Funding Sources

## Gloucester Township Municipal Utilities Authority

For the Period

March 1, 2018

to

February 28, 2019

### Funding Sources

	Estimated Total Cost	Unrestricted Net Position Utilized	Renewal & Replacement Reserve	Debt Authorization	Capital Grants	Other Sources
<b>Sewer</b>						
System Improvements	\$ 10,030,000	\$ 1,250,000		\$ 8,780,000		
Vehicles	425,000	375,000		50,000		
Major Improvements & Maintenance	245,000	219,000		26,000		
Equipment	1,775,000	1,775,000				
Total	12,475,000	3,619,000	-	8,856,000	-	-
<b>Solid Waste</b>						
Vehicles	1,105,000					\$ 1,105,000
Site Improvements	60,000					60,000
Equipment	275,000					275,000
Totes	40,000					40,000
Total	1,480,000	-	-	-	-	1,480,000
<b>N/A</b>						
Type in Description	-					
Type in Description	-					
Type in Description	-					
Type in Description	-					
Total	-	-	-	-	-	-
<b>N/A</b>						
Type in Description	-					
Type in Description	-					
Type in Description	-					
Type in Description	-					
Total	-	-	-	-	-	-
<b>N/A</b>						
Type in Description	-					
Type in Description	-					
Type in Description	-					
Type in Description	-					
Total	-	-	-	-	-	-
<b>N/A</b>						
Type in Description	-					
Type in Description	-					
Type in Description	-					
Type in Description	-					
Total	-	-	-	-	-	-
<b>TOTAL</b>	<b>\$ 13,955,000</b>	<b>\$ 3,619,000</b>	<b>\$ -</b>	<b>\$ 8,856,000</b>	<b>\$ -</b>	<b>\$ 1,480,000</b>
Total 5 Year Plan per CB-4	\$ 13,955,000					
Balance check		- If amount is other than zero, verify that projects listed above match projects listed on CB-4.				

Project descriptions entered on Page CB-3 will carry forward to Pages CB-4 and CB-5. No need to re-enter project descriptions above.